

Palm Beach County Strategic Planning & Performance Management



Housing and Homelessness Cross-Departmental Team

November 23, 2021

Team Members



Patricia Behn



Adam Davis



Arlene Griffiths



Lesley George



Michael Howe



Jacqueline Jackson



George Lacosta



Cyndi Longley



Daniel Ramos



Audley Reid



Bert Winkler



Lauren Young-Work



**Wendy Tippet,
Co-chair**



**Carlos Serrano,
Co-chair**



**Geeta Loach-Jacobson,
Co-chair**



Keith Clinkscale



Marcela Millett

STRATEGIC PRIORITY: HOUSING AND HOMELESSNESS

Goals & Metrics

- Goal 1: Increase the ability of those who work in the County to afford to live in the County
- Goal 2: Reduce homelessness in Palm Beach County
- Goal 3: Improve access to social services

COVID-19 / Team Response

Next Steps



COVID-19 Impact on Housing and Homelessness



Adverse impacts of COVID-19 linger:


- **Unemployment rate** down to 4.7% in August 2021 but still higher than pre-pandemic 3.0% in February 2020.
- **Eviction filings** numbered 6,260 between March 2020 and April 2021.
- **Food insecurity** effects an estimated 181,340 County residents in 2021, including 52,580 children.

Sources: Florida Department of Economic Opportunity; Florida Housing Finance Corporation; and Feeding America.

Goal 1: Increase the ability of those who work in the County to afford to live in the County

Housing and
Homelessness
CDT

Video 1



Fiscal Year 2021 Performance




Goal 1: Increase the ability of those who work in the County to afford to live in the County

Metrics – Fiscal Year 2021	Units
Housing units produced by Workforce Housing Program	457
Housing units produced by all other County programs	1,912
FY 2021 Workforce/Affordable Total	2,369
Housing units produced for Very Low Income households	635
Homeowner foreclosures prevented	1,019
Tenant households provided CARES/ERA rental assistance	17,059
Households receiving homebuyer education	120

Goal 2: Reduce homelessness in Palm Beach County

Housing and
Homelessness
CDT

Video 2



Fiscal Year 2021 Performance




Goal 2: Reduce homelessness in Palm Beach County

Metrics – Fiscal Year 2021	Units
PBC Housing Inventory	2,676
Number of homeless children identified by school district	2,638
Palm Frequent Users System Engagement / PalmFUSE	21

Goal 3: Improve access to social services

Housing and
Homelessness
CDT

Video 3



Fiscal Year 2021 Performance



Goal 3: Improve access to social services

Metrics – Fiscal Year 2021	Units
Intake volume through coordinated entry (calls)	133,036
Access to food- summer feeding (153,383); Food Box distribution (25,000)	178,383
Access to summer programming (summer camp scholarship)	3,453
Access to counseling services (clients served at YSD)	567
Offering and increasing access to social services-MIH (2,082); YSD Internship- 176; ReEntry employment-25; Library workshops- 251	2,534

Next Steps for Cross-Departmental Team Collaboration

IN PROCESS:

- ✓ Continue to meet COVID relief funds requirements and deadlines
- ✓ Palm Frequent User Systems Engagement (PalmFUSE) will enhance client and cost tracking/
Address challenges posed by multiple databases and differing reporting requirements
- ✓ Continue to align funding streams with team goals and metrics in mind
- ✓ Developing a 'homeless dispatch' call center via coordinated entry in new Delray Beach location
- ✓ Increased collaboration between CSD, Park Rangers and PBSO to provide housing services and connection to resources
- ✓ Explore cross-departmental use of the Coordinated Entry System to identify households most in need of services
- ✓ Various departments receive similar calls from residents for assistance; how can this be better coordinated for efficiency?

NEW:

- ✓ Resident assistance through a new online portal and other virtual platforms
- ✓ HED and FDO partnership to develop affordable housing on County-owned properties





THANK YOU

**...from your Housing and Homelessness
Cross-Departmental Team**